

PRISM Moving & Handling

Transfer & Repositioning Solutions



PRISM MEDICAL UK

Superior solutions. Exceptional service.

PRISM Moving & Handling Transfer & Repositioning Solutions

Prism Medical UK have been serving the healthcare sector for over 25 years.

We offer a wide range of application specific equipment that enables transfer and repositioning tasks to be completed easily and safely.

Many new products have been added to the range with the majority now being manufactured at our facility at Grange Moor, Wakefield. Other products are supplied through strategic partnership agreements.

With a portfolio of high quality, cost effective products, Prism Medical UK can provide solutions for all your moving and handling tasks.

The range includes slide sheets, transfer boards, bed / chair positioning systems, small manual handling aids and emergency evacuation systems.

Whatever your needs, Prism Medical UK can offer the ideal solution at a competitive price.

Bulk discounts are available upon request.



Prism Multiglide Sheets

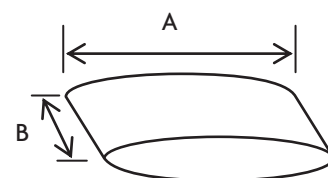
The Prism range of multi-directional glide sheets have excellent sliding ability and can be used for many different purposes. The low friction materials slide easily enabling them to be used for repositioning patients in bed and on chairs or to assist with the fitting of garments and slings.

Available in 6 sizes to facilitate a variety of applications.

Washable Multiglide Sheets

- Tubular design
- Colour coded tags for ease of size identification
- Low friction to both inner and outer surfaces – prevents incorrect use by carers
- Machine washable and quick drying
- Can be spot cleaned

Product Code	Description	Size A x B (mm)	Material Colour
PM-MGBLUE	Multiglide - Blue Tag	400 x 400	Blue
PM-MGRED	Multiglide - Red Tag	1000 x 710	Blue
PM-MGBROWN	Multiglide - Brown Tag	700 x 720	Blue
PM-MGGREY	Multiglide - Grey Tag	1100 x 800	Blue
PM-MGGREEN	Multiglide - Green Tag	1350 x 1000	Blue
PM-MGPURPLE	Multiglide - Purple Tag	720 x 2000	Blue



Prism Flat Sheets

Washable Flat Sheets – with and without handles

Flat Sheets are used as an aid for repositioning and moving clients.

- Supplied in pairs
- Machine washable and quick drying
- Can be spot cleaned
- Handles conveniently placed on three sides of the sheet (handled product only)

⚠ NOT to be used as a lifting aid.

Extension Pull Straps

Pull straps are provided as a pair to attach to a flat sheet to provide additional reach across a bed/trolley when transferring laterally between two surfaces. To be used with a full length transfer board.

With Handles

Product Code	Description	Size A x B (mm)	Material Colour
PM-FSH0	Flat Sheet with Handles – FSH0	1400 x 710	Blue
PM-FSH1	Flat Sheet with Handles – FSH1	2000 x 710	Blue
PM-FSH2	Flat Sheet with Handles – FSH2	2000 x 1000	Blue
PM-FSH3	Flat Sheet with Handles – FSH3	2000 x 1400	Blue
PM-EPS	Extension Pull Straps (pair)	750 x 25	Blue

Without Handles

Product Code	Description	Size A x B (mm)	Material Colour
PM-FS0	Flat Sheet without Handles – FS0	1400 x 710	Blue
PM-FS1	Flat Sheet without Handles – FS1	2000 x 710	Blue
PM-FS2	Flat Sheet without Handles – FS2	2000 x 1000	Blue
PM-FS3	Flat Sheet without Handles – FS3	2000 x 1400	Blue



Prism Multibag

A drawstring bag for the transportation of slide sheets.
Available as an individual bag or as part of a handling kit.

Kits include:

- Multiglide sheet
- Pair of flat sheets with handles
- Universal handling belt
- Pair of Multigloves



Product Code	Description	Multiglide Size (mm)	Flat Sheet Size with handles (mm)	
PM-MGB	Multiglide Drawstring Bag			
PM-PK	Paediatric Kit	Blue Tag 400 x 400	1400 x 710	Plus universal handling belt and pair of Multigloves
PM-SK	Standard Kit	Brown Tag 700 x 720	2000 x 1000	Plus universal handling belt and pair of Multigloves
PM-BK	Bariatric Kit	Red Tag 1000 x 710	2000 x 1400	Plus universal handling belt and pair of Multigloves

Prism Patient Specific Glide Sheets

The Prism range of patient specific glide sheets are designed to help reduce cross infection as they are assigned to one patient and disposed of after use.

Patient Specific Multiglide Sheets

- Tubular design
- Low friction coating ideal for sliding
- Easy to insert underneath patients
- Colour coded tags for ease of size identification

⚠ NOT to be washed.



Product Code	Description	Size A x B (mm)	Material Colour
PM-PSMGBLUE	P/S Multiglide – Blue Tag	400 x 400	Yellow
PM-PSMGRED	P/S Multiglide – Red Tag	1000 x 710	Yellow
PM-PSMGBROWN	P/S Multiglide – Brown Tag	700 x 720	Yellow
PM-PSMGGREY	P/S Multiglide – Grey Tag	1100 x 800	Yellow
PM-PSMGGREEN	P/S Multiglide – Green Tag	1350 x 1000	Yellow
PM-PSMGPURPLE	P/S Multiglide – Purple Tag	720 x 2000	Yellow

Patient Specific Flat Sheets

The flat sheets are used as an aid for repositioning and moving clients.

- Supplied in pairs
- Low friction nylon sheets
- Ideal for use in ambulances and hospital beds

⚠ NOT to be used as a lifting aid.

⚠ NOT to be washed.

Product Code	Description	Size	Material Colour
PM-PSFS0	Flat Sheet – PSFS0	1400 x 710	Yellow
PM-PSFS1	Flat Sheet – PSFS1	2000 x 710	Yellow
PM-PSFS2	Flat Sheet – PSFS2	2000 x 1000	Yellow
PM-PSFS3	Flat Sheet – PSFS3	2000 x 1400	Yellow



Prism One Way Glide Sheets

The Prism range of one way glide sheets help a patient maintain a good sitting position and allows repositioning on a chair or bed.

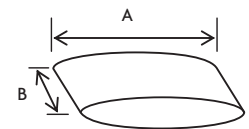
The one way glide will only slide in the direction of the arrows which are clearly labelled on the sheets.

One Way Glide Sheets

- Helps prevent a patient sliding forward in a wheelchair/day chair/bed
- Aids the repositioning of a patient into a good sitting position
- Available as tubular sheet or single sheet



Product Code	Description	Size A x B (mm)
PM-OWGT6043	One Way Glide Tube – Chair	600 x 430
PM-OWGT7360	One Way Glide Tube – Bed	730 x 600
PM-OWGS7043	One Way Glide Single – short	700 x 430
PM-OWGS14043	One Way Glide Single – Long	1400 x 430

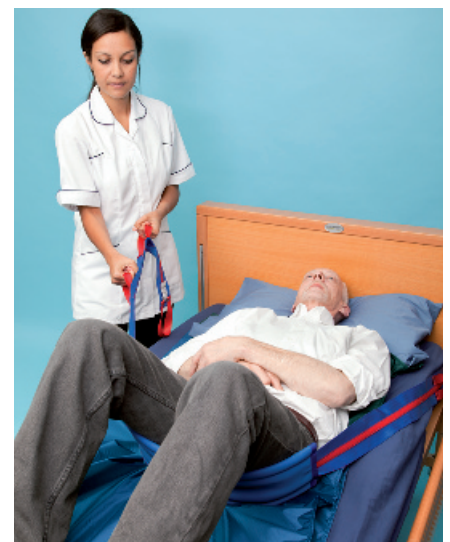


Prism Multimover™ – Patient Repositioning System


The Multimover™ can be used by either a single carer or 2 carers to re-position a client higher up the bed. To be used in conjunction with a slide sheet / pair of flat sheets.

Made from a 2.3 m strap with handles that slide through a padded section to prevent shearing on the clients skin.

Easily fitted to a metal frame bed for single carer to use or used on all beds when being used by 2 carers.



Product Code	Description	Size mm	Material Colour
PM-MM	Multimover	2300 x 75	Blue



Prism Handling Belts

The Prism range of handling belts help carers perform assisted manoeuvres and transfers.

Prism Universal Handling Belt

- One size fits all handling belt – 2 section belt
- Accommodates 20” – 57” / 500 – 1440mm waist sizes with the use of an extension piece
- Maintains both front and side loops at any extended length
- Can be surface cleaned with a 75% alcohol based solution



Product Code	Description	To fit Waist Size	Material Colour
PM-BELTUNIV	Universal Handling Belt	500–1440 mm / 20–57”	Black

Prism Comfi Belt™

- Adjustable to fit various size waists
- Padded for increased comfort
- Colour coded binding for ease of size identification
- Vertical and horizontal looped handles to facilitate a safer grip
- Machine washable up to 72°C



Product Code	Description	To fit Waist Size	Material Colour
PM-CBSMALL	Comfi Belt – Small	560–810 mm / 22”- 32”	Blue – Red Trim
PM-CBMED	Comfi Belt – Medium	710–1150 mm / 28”- 45”	Blue – Yellow Trim
PM-CBLARGE	Comfi Belt – Large	1010–1410 mm / 40”- 55”	Blue – Green Trim



Prism Multiglove™

Prism Multiglove™ enables carers to facilitate a variety of applications

- Supplied in pairs
- Skin smoothing on profiling beds
- Clothing dressing aid
- Medical dressing application
- Sling application
- Small repositioning tasks



Product Code	Description	Size (mm)	Material Colour
PM-MGLOVE	Multiglove	500 x 200	Blue



Prism Limb Lifters

The limb lifters are available as either washable or patient specific and have 2 width options.

Used to support limbs to allow procedures to be completed, i.e wound care, without the carer having to support the limb.

Washable Limb Lifter

- Supplied with 2 removable washable covers
- Coloured inset loops to aid correct positioning when attaching to a hoist
- Machine washable up to 72°C



Product Code	Description	Pad Size L x W (mm)	Material Colour
PM-LL80X1	Limb Lifter 80mm	600 x 80	Blue
PM-LL80X5	Limb Lifter 80mm Box of 5	600 x 80	Blue
PM-LLC80X10	Limb Lifter Cover 80mm-Box of 10	600 x 80	Blue
PM-LL150X1	Limb Lifter 150mm	700 x 150	Blue
PM-LL150X5	Limb Lifter 150mm Box of 5	700 x 150	Blue
PM-LLC150X10	Limb Lifter Cover 150mm-Box of 10	700 x 150	Blue

Prism Patient Specific Limb Lifters

⚠ NOT to be washed

Product Code	Description	Pad Size L x W (mm)	Material Colour
PM-LLPS80X10	Patient Specific Limb Lifter 80mm-Box of 10	600 x 80	White
PM-LLPS150X10	Patient Specific Limb Lifter 150mm-Box of 10	600 x 150	White

Transfer Boards

The purpose of transfer boards is to bridge the gap between two surfaces at a similar height, e.g. wheelchair to chair, bed to chair. Depending on the patient's ability, a transfer can be carried out independently or assisted by a carer.

All products can be wiped clean with soapy water/alcohol/disinfectant with non-abrasive cloth.

Etac 3B Board

The board is curved for versatile positioning and facilitates 90° upto 180° transfers.

- 140 kg / 22 stone weight capacity
- Two rubber pads on the underside for increased safety



Curved Glide Board

The board is curved for versatile positioning and facilities 90° upto 180° transfers.


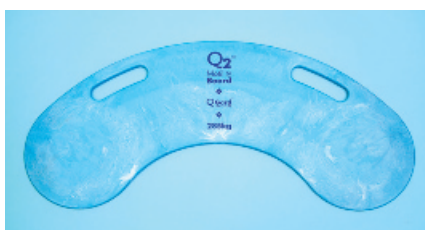
- 130 kg / 20 stone weight capacity
- Made from high density chip resistant polyethylene
- Curved design for versatile positioning
- Anti-slip pads on the underside of the board for safety
- Convenient hand hold



Q2 Mobility Board

A truly universal transfer board with a maximum working load of 285 kg / 45 stone.

- Inset anti-slip pads on the underside, prevent pad detachment
- Incorporates permanent protection against harmful organisms like MRSA and Chlostridium difficile
- Weight: 1.6 kg



Selfglide Board

This board is designed for independent transfers.

- 130 kg / 20 stone weight capacity
- Easily transportable
- Suitable for children
- Durable construction
- Weight: 1.3 kg



Etac Dolphin Board

This board is designed for assisted and independent transfers between a wheelchair and a toilet or commode.

- 150 kg / 23 stone weight capacity
- Cut outs on each side of the board accommodates a side transfer from a self propelling wheelchair
- Light weight yet rigid
- High friction coating on the underside to help keep it in position



Product Code	Description	Size (mm)
1TB	3B Board	765 x 225
CURVG/B	Curved Glideboard	680 x 210
Q2	Q2 Mobility Board	750 x 338
H210A	Selfglide Board	500 x 210
DOLPHIN	Dolphin Board	380 x 680

Transfer Boards

Etac Butterfly Board

This board is ideal for bare skin transfers due to the ‘wing’ – a looped padded slide sheet attached to the board.

- 250 kg / 39 stone weight capacity
- Facilitates smooth and shear free transfers
- Small cut out at each end to fit around a self propelling wheel
- Light weight yet rigid
- High friction coating on the underside for increased safety
- Weight: 1.35 kg
- The ‘wing’ section is removable for ease of washing or replacement.
- ‘Wing’ is machine washable to 70°C



Product Code	Description
B/FLYBR	Butterfly Board
LGEWING	Large Wing

Prism Emergency Manual Transfer Systems

Prism Emergency Manual Transfer System is the ideal solution when an urgent evacuation of an injured or disabled person is required.

Prism Evacuation System

- Safe working load of 190 kg / 30 stone
- Adjustable and padded for increased patient comfort and safety
- Has vertical as well as horizontal looped handles to facilitate a safer grip
- Straps are adjustable to accommodate any size of patient
- Can be wiped clean.



Prism Patient Transfer System

- Allows a person to be transferred from the floor to another surface quickly
- To be used by a minimum of six people
- Has a safe working load of 190 kg / 30 stone
- Consists of a single layer of light weight low friction parachute fabric with three handles along each side
- Can be wiped clean with a 70% alcohol based solution or a good quality propriety sterilising liquid
- Machine washable up to 72°C



Product Code	Description	Size W x L (mm)
PM-EVAC	Evacuation System	620 x 1880
PM-PTS1	Patient Transfer System	920 x 1780

Turntables and Swivel Cushion


Turntables

The Prism range of turntables are used to assist carers and patients in positioning and turning.

A turntable is positioned on the floor as an aid to turn a sufficiently weight bearing person and to keep a patient's feet together when transferring through 90° or more.


Heavy Duty Turntable

- Virtually maintenance free
- Self lubricating
- Non slip pads on top/bottom surfaces
- Can be wiped clean with soapy water or an alcohol solution



Blue Turntable

- Made from a Teflon and Monofil tissue which increases turning control
- Can be wiped clean with soapy water/alcohol/disinfectant
- Available in 2 sizes



Etac Easy Turn Swivel Cushion

Designed to be sat on to give assistance in getting into and out of a car/bed or for sitting up to a table.

- Breathable and comfortable to sit on
- Slip resistant material on the underside
- Machine washable up to 40°



Product Code	Description	Size diameter
TURNHEAVY	Heavy Duty Turntable	33.5cm
TURNBLUE30	Blue Turntable	30cm
TURNBLUE38	Blue Turntable	38cm
SWIVEL	Swivel Cushion	45cm

Bed Management System

Etac 4 Way Glide

The 4 Way Glide allows easy low friction movement to provide a permanent 'on the bed' solution for patients who require frequent repositioning.

- Reduces the incidence of pressure ulcers
- Demands minimal effort from carers
- Ideal for use with four part profiling beds
- Can be used on pressure care mattress
- May be used with a hoist to assist turning
- Top quilt machine washable to 80°C / Nylon sheet can be washed up to 95°C

The complete Way Glide system uses 2 components, a nylon undersheet and a top quilt with either a breathable PU or Cotton surface. When ordering please specify which top quilt is required. Items can also be purchased individually.



Product	ORDER CODES	
	Standard	Bariatric
Nylon Undersheet	4WAYNYCOV	BAR4WAYNYCOV
Cotton Top Quilt	4WAYQUILT	BAR4WAYQUILT
PU Top Quilt	4WAYQUILTPU	BAR4WAYQUILTPU



Body Support Wedge

These provide a firm support for a patient in bed and helps them remain in a required position.

Etac Positioning Wedge

- Provides a positive non-slip action when used against cotton bed linen
- Made from 100% soft and flame retardant foam
- Supplied with a removable, brushed 100% coated polyurethane non slip cover
- The polyurethane cover can be machine washed up to 80°C
- Bariatric wedge is available (80cm)



Size (length)	Order Code	Replacement Covers
53cm	WEDGE53	WEDGCOVPU53
80cm (Bariatric)	BARWEDGE80	WEDGCOVPU80

The principles of safer Manual Handling

1. WIDE BASE of support.

To ensure a stable base of support, your feet should be in a 'step stance' so that you can transfer your weight from one foot to the other. Turn your leading foot in the direction you are going (to prevent twisting). NOSE AND TOES.

2. BEND YOUR HIPS AND KNEES slightly.

This makes best use of your strong hip and thigh muscles. Avoid excessive knee bending.

3. KEEP YOUR SPINE IN ITS NEUTRAL CURVES

Look up and maintain a wide base.

4. KEEP THE LOAD CLOSE

Keep your hands within your base. To achieve this, stand close to the client or consider placing one knee on the bed.

5. LOCK AND ROCK

Use your strong body and leg muscles, not your weaker arm muscles. Tuck your elbows in and transfer your weight from one foot to the other. Ensure that the move is co-ordinated. Plan the move. Use a clear command – READY, STEADY, MOVE.

© Reproduced with the kind permission of LPS Training and Consultancy Ltd.

Prism Medical UK has a policy of continual improvement and we reserve the right to change specification of products without prior notice. All sizes quoted are approximate.

Prism Medical Head Office

Tel: +44 (0) 844 980 2260 Fax: +44 (0) 844 980 2261 Email: info@prismmedical.co.uk
Unit 4, Jubilee Business Park, Jubilee Way, Grange Moor, Wakefield, West Yorkshire, WF4 4TD

Prism Medical Manufacturing Centre

Tel: +44 (0) 844 980 2296 Fax: +44 (0) 844 980 2297 Email: info@prismmedical.co.uk
Unit 1, Tir Llwyd Industrial Estate, St Asaph Avenue, Kinmel Bay, Rhyl, Conwy LL18 5JZ

